



miEdge

Instantly identify better, more targeted leads to fuel growth for your business.

Growth is critical for any insurance business's success, but new business development remains a challenge. miEdge™ aggregates and analyzes thousands of datapoints from dozens of data sources to create a complete, comprehensive insurance profile for millions of employers.

Employee Benefits

Discover all the employee benefits prospecting data in one place. Find employers based on key business information, like eligible employees, commission fees, compliance issues and more.

Property & Casualty

Unlock critical P&C data and target commercial prospects based on OSHA violations, DOT inspections, penalties and more. Access the most current and accurate data available to speed up the underwriting submission process.

Data Analytics and CRM Integrations

Enhance your existing database with advanced features and reporting designed to ensure accuracy, provide new, strategic business insights and enable you to prospect within your existing CRM solution.

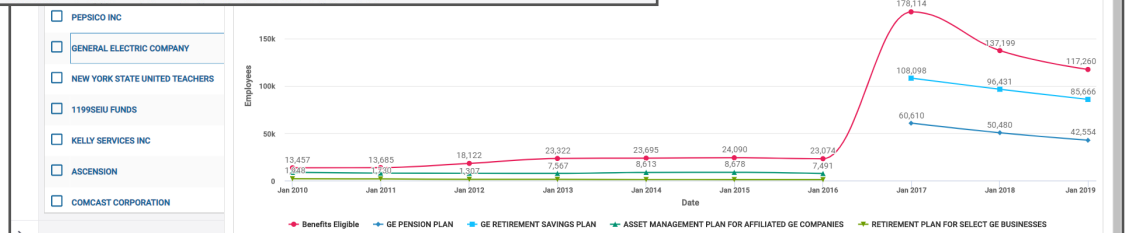
Employee Benefits

749,617 Companies

Name	State	Employees	Revenue Range	KPIs	Fidelity Bond	Filing Status	Benefits Renewal	Benefits Broker (Normalized)	Broker Share	Broker Affiliation	Rev
NATIONAL EDUCATION ASSOCIATION ...	DC	2,630,183	200M-1B	SM	3	09/01	NATIONAL HEALTH ADMINISTRATORS	71%			
WALMART	AR	1,528,391	>1B	SM	3	01/01	BROWN AND BROWN	84%			
INTERNATIONAL BROTHERHOOD OF TE...	DC	1,389,454	>1B	SM	4	01/01	SULLIVAN GROUP LLC	100%			
GOVERNMENT EMPLOYEES HEALTH AS...	MD	494,698	>1B	SM	1	01/01	LOCKTON COMPANIES	96%			
UNITED PARCEL SERVICE INC	GA	469,354	>1B	SM	12	01/01	WILLIS TOWERS WATSON	56%			
FEDEX CORPORATION	TN	420,937	>1B	SM	9	01/01	AON	50%			
INTERNATIONAL BROTHERHOOD OF EL...	DC	380,737	200M-1B	SM	4	07/01					
HOME DEPOT INC	GA	367,761	>1B	SM	2	02/01	WILLIS TOWERS WATSON	50%			
ADP TOTALSOURCE	FL	364,427	>1B	SM	1	06/01	TRUE3 BENEFIT	50%			
UNITED ASSOCIATION	MD	348,439	50M-100M	SM	2	07/01					
TARGET CORPORATION	MN	345,646	>1B	SM	3	04/01	CARDIYW ISHIMI	100%			
ALLIANT INSURANCE SERVICES INC	CA	343,988	>1B	SM	1	01/01	ALLIANT INSURANCE SERVICES	96%			

Tools

Date	Revenue	Profit	Revenue	Profit	Revenue	Profit	Revenue	Profit	Revenue	Profit
01/01/2019	\$99.7M	\$78.3M	\$90.0M	100.37%						
01/01/2019	\$33.4M	\$47.5M	\$90.0M	168.44%						
01/01/2019	\$33.6M	\$29.8M	\$90.0M	267.81%						
01/01/2019	\$32.0M	\$29.1M	\$90.0M	281.48%						
01/01/2019	\$15.9M	\$13.3M	\$10.0M	62.79%						
01/01/2019	\$10.7M	\$9.8M	\$90.0M	842.35%						
01/01/2018	\$12.1M	\$9.3M	\$90.0M	746.41%						
01/01/2019	\$3.8M	\$3.7M	\$90.0M	2351.05%						

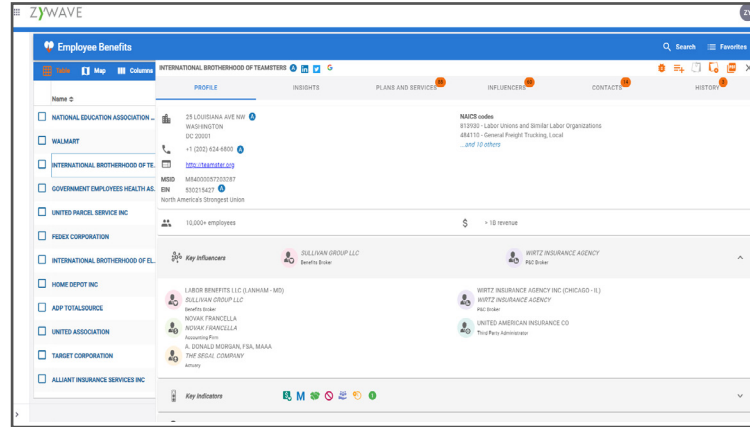




Key Features

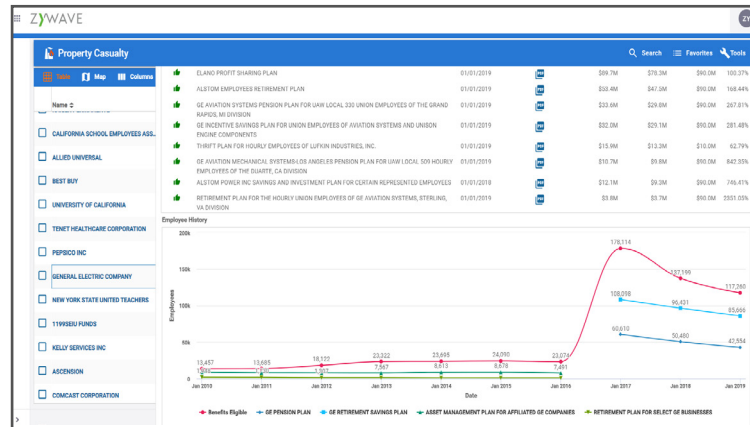
Next-level Discovery

- Engage prospects with detailed knowledge of their unique business and insurance strategy
- Eliminate inefficient cold calling and empower your sales team with an endless supply of warm leads
- Start conversations with the right people by identifying key decision-makers



Streamlined Prospecting & Lead Generation

- Instantly access millions of employers
- Target the businesses you want using advanced criteria
- Push lead data directly into CRM solutions to enhance your existing client and prospect databases



Opportunities to Grow into New Markets

- Robust data for both employee benefits and P&C gives you the opportunity to expand your client base
- Understand and target employers in unfamiliar industries using robust insurance profiles
- Access employer carrier and broker information to target strategic prospects

